




Account Activation for Pre-Registered User


This section will guide you on how to activate and set your MYCRS login account. This is applicable for user whom **purchased certificate** at Pos Digicert counter or others who purchase the certificate on behalf of you.

1.	<ul style="list-style-type: none">▪ Pos Digicert Personnel will process the application accordingly once they received completed document for request certificate.▪ MYCRS will send email notification “MYCRS Certificate Request Email Creation” to registered email address when your certificate request has been successfully submitted
<p>MYCRS Certificate Request Email Creation Inbox x</p> <p> no-reply@digicert.com.my 4:31 PM (18 minutes ago) 1</p> <p> to me ▾</p> <p>*** This email is auto-generated by the system. Please DO NOT REPLY to this email. ***</p> <p>Dear [REDACTED]</p> <p>Thank you for purchasing a certificate from us. We have successfully received your application and we are currently reviewing your application / enquiry for further processing. Your application will be processed within 3 - 5 working days.</p> <p>Kindly be informed that, before we proceed to process your application, part of the verification process is to call your respective phone line (Authorised Contact as listed in the application form) in order to perform validation of information. The call will be made by us using either one of these numbers 03-88006056 or 03-88006057. The issuance of your digital certificates will not proceed until we complete this verification process.</p> <p>The details are as per below:</p> <p>Request Code : [REDACTED] 4 Name : [REDACTED] ID No : [REDACTED] Company : [REDACTED] Project Name : [REDACTED] Package Name : [REDACTED] Date Request : [REDACTED]</p> <p>To view your certificate status, please click the link below to create your MYCRS Account.</p> <p> http://[REDACTED]</p> <p>For any further enquiries, please do not hesitate to contact our Customer Care line at +603-88008008 / customer@posdigicert.com.my.</p>	
2.	<p>Click on the link in the email with the subject “MYCRS Certificate Request Email Creation” to activate your MYCRS account.</p> <p>Note: If you do not receive the email, please call Pos Digicert customer care at +03 8800 8008 and ask them to send you the “MYCRS Certificate Request Email Creation” email.</p>

MYCRS REGISTRATION PAGE

Please enter all required * field. Username and Password used for MYCRS Login

*Username
*Password
*Confirm password

*Security Image


*Security Phrase

CONFIRM

3.

Fill in login credential and security information accordingly. Please remember what you have filled as you will need this information upon login to MYCRS website or forgot username function.

- Username: Loginidentity.
- Password: Loginpassword.
- Security Image and Security Phrase is an enhanced security to protect you against identity and to ensure that you are accessing the correct MYCRS website.

Click on **CONFIRM** button to proceed and MYCRS will display message “Are you sure to PROCEED?” Click on **OK** button. MYCRS will display message “Your account is activated. Please login using your username and password”. Click on **OK** button and you will be navigated to MYCRS website.