
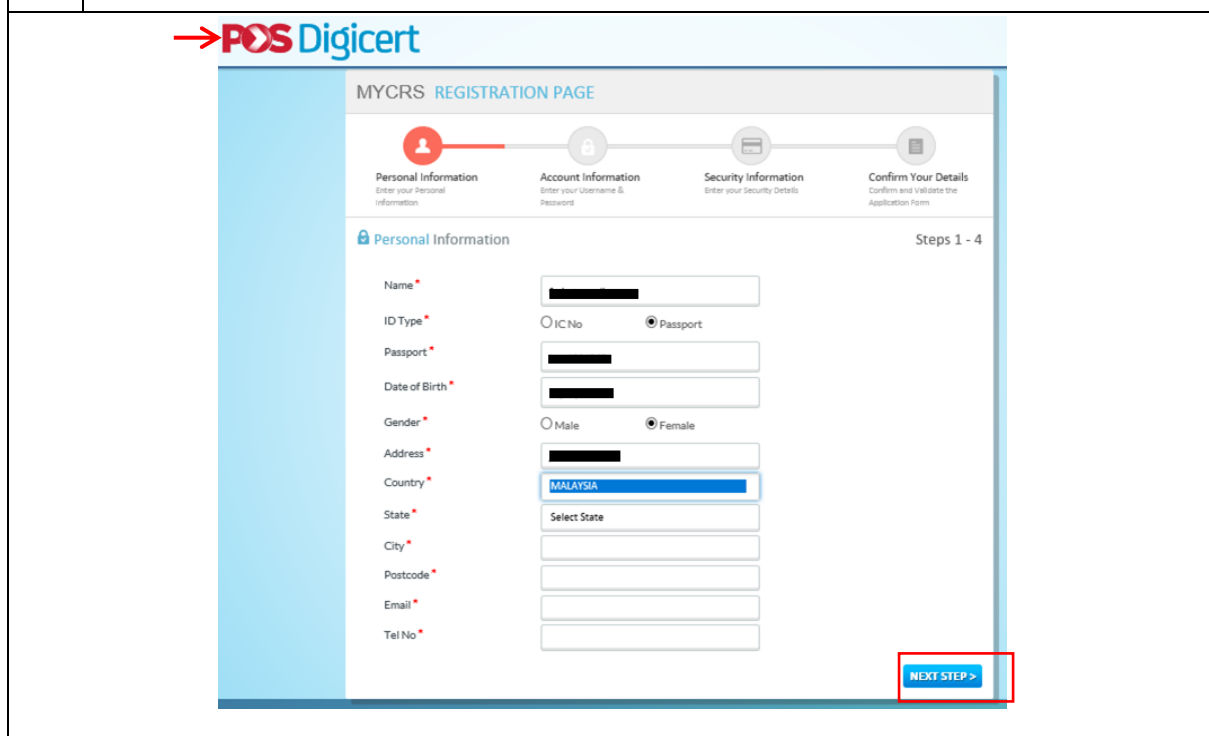


Registration

This section is applicable for user whom wants to self-register through MYCRS website.



1. At MYCRS page, click on **REGISTER** menu MYCRS will display registration page.



2. Fill in your profile information accordingly. Click on **NEXT STEP >** button to proceed.
To return to MYCRS page, click on **POS Digicert** icon.

MYCRS REGISTRATION PAGE

Personal Information Account Information Security Information Confirm Your Details

Account Information Steps 2 - 4

Username

Password

Confirm password

< PREV STEP

NEXT STEP >

3. Fill in the account information accordingly. This is your login credential and please remember what you have filled as you will use this information upon login to MYCRS website.

- Username: Login identity.
- Password: Login password.

Click on **NEXT STEP >** button to proceed. To go to previous page, click on **< PREV STEP** button.

MYCRS REGISTRATION PAGE

Personal Information Account Information Security Information Confirm Your Details

Security Information Steps 3 - 4

Security Image

Security Phrase

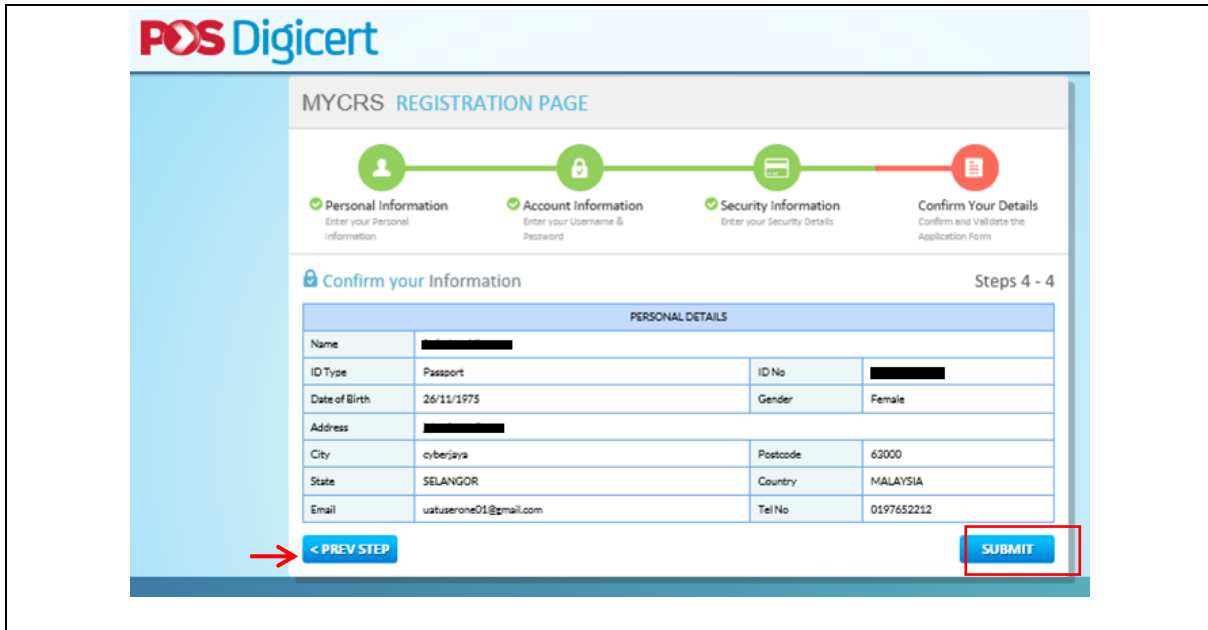
< PREV STEP

NEXT STEP >

4. Fill in the security information accordingly. Please remember what you have filled as you will need this information as verification upon login to MYCRS website or forgot username function.

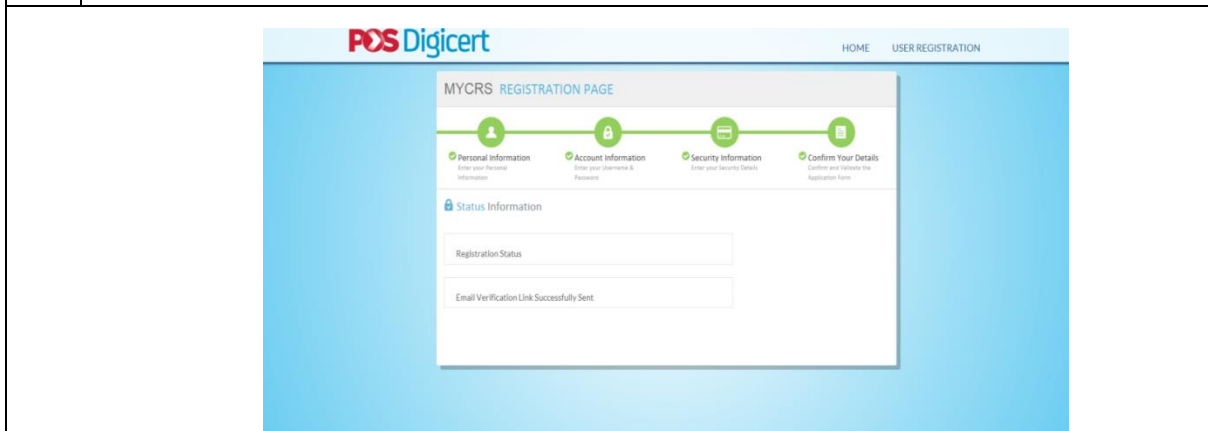
- Security Image and Security Phrase is an enhanced security to protect against your identity and Se to ensure that you are accessing the correct MYCRS website.

Click on **NEXT STEP >** button to proceed. To go to previous page, click on **< PREV STEP** button.



5. After you have done verifying your information, click on “**SUBMIT**” button to finish the registration.

To go to previous page, click on < **PREV STEP** button.



6. MYCRS will display your registration status. MYCRS will send “MYCRS Registration Account Activation” email notification to registered email address. You are required to **activate** the account prior to login to MYCRS.

MYCRS Registration Account Activation Inbox x

no-reply@digicert.com.my

to me

Dear [REDACTED],

*** This email is generated by the system. Please DO NOT RESPOND to this email. ***

Thank you for your registration in MYCRS Portal. Please find your login information as below.

Username: [REDACTED]

Please click the link below to activate your account.

[https://\[REDACTED\]](https://[REDACTED])

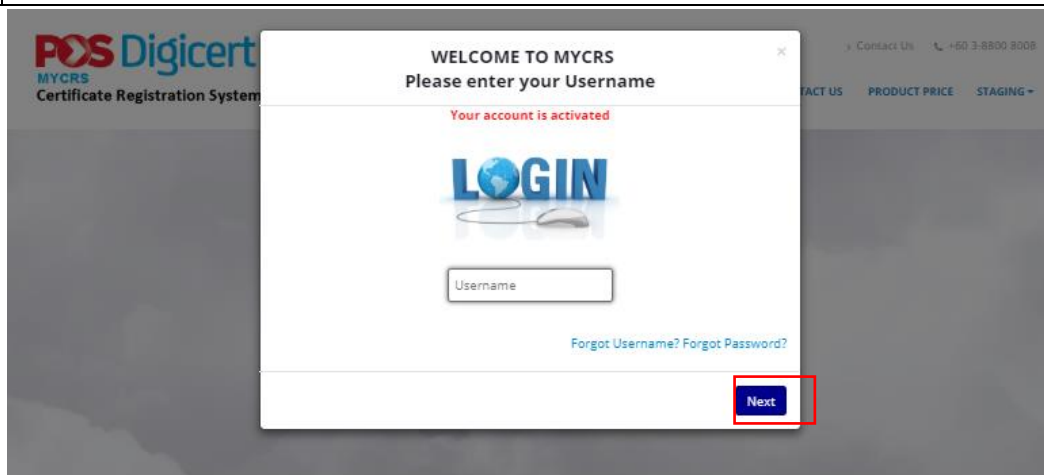
MYCRS User Guide: Click [here](#).

Thank you.

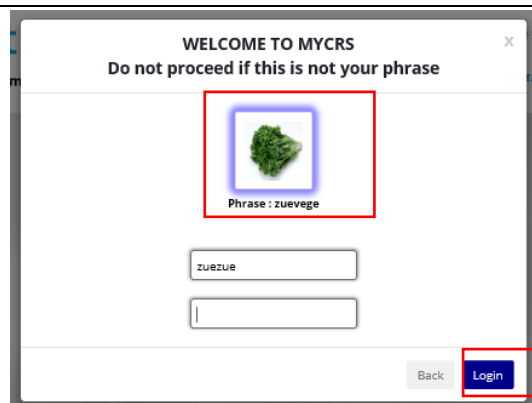
MYCRS System



7. Open the email and click on URL link to activate your account.

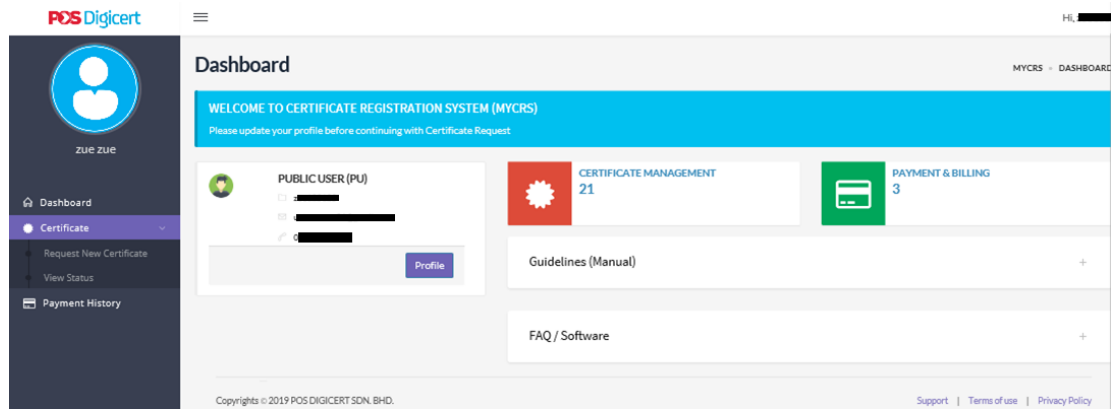


8. To login, enter your username and click on **Next** button to proceed.



9. Please note that the display image and security phrase must be correct. Then, you may enter password and click on **Login** button to proceed.

To re-enter your username, click on **Back** button.



10. Upon successfully login, you will be directed to MYCRS **Dashboard** page.